



## Magnetic Liquid-Level Gauge

### Application

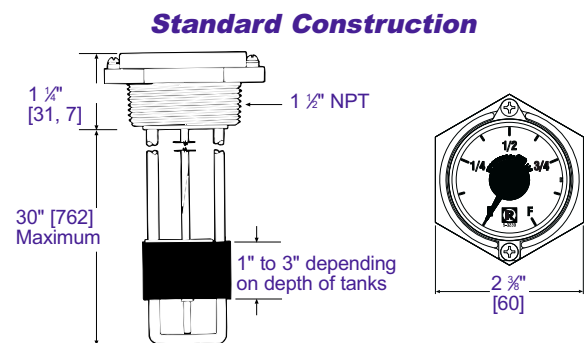

Models 8660 and 8680 are intended for stationary or mobile fuel tank applications containing middle distillates such as diesel and unless equipped with optional stainless steel support rods are not intended for use in fuels containing more than 10% ethanol or more than 30% bio-diesel. These gauges are not intended for use in pressure vessels. Models with optional stainless steel supports may also be used for fuels containing ethanol, bio-diesel and interstitial applications. The 8600 Series is not recommended for off-road equipment.

### General Information & Features

The 8660 spiral gauge is supplied with an easy to read, side-view fractional dial. The model 8680 spiral gauge is equipped with a standard top reading fractional dial.

All 8600 Series spiral gauges have a 1 1/2" MNPT tank connection and are suitable for tank pressures up to 25 psig maximum. They are designed for top mounting in tanks up to 30" deep are UL listed for flammable liquids.

Rochester gauge dials are magnetically driven. Fuel vapor cannot reach inside of the gauge lens and attack the UV rated lens material. Rochester gauges may be easily converted for remote output by simply installing the R3D Remote Ready dial and plug-in Hall Effect sender module.



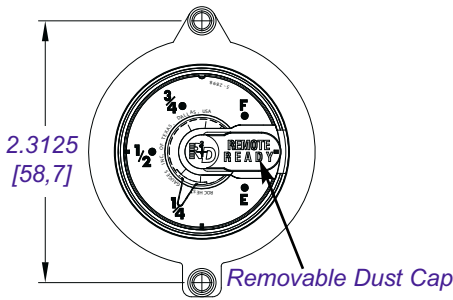
\* Materials and specifications are subject to change without notice.  
Pressure ratings subject to change due to temperature and other environmental considerations.

See reverse side for dimensional data, materials of construction, performance, and advice on how to order.

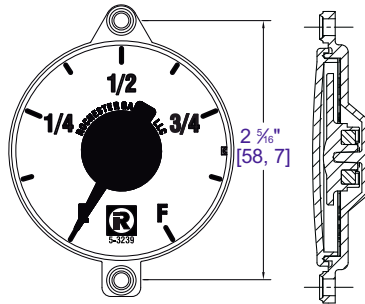
Always Innovating • Never Imitating

**Alternative Interchangeable Replaceable Dials**

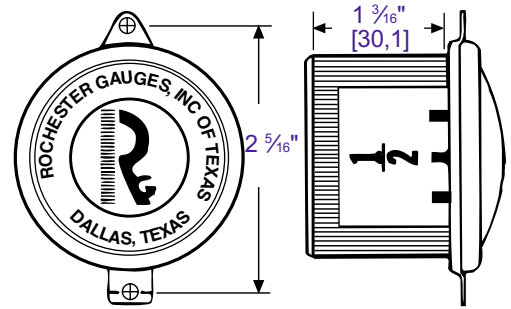
**# 5ACRS02898 or  
# 5AWGS03247  
Sr. R3D Remote Ready Dial**



**# 5AWLS03239 or  
# 5AWMS03239  
Sr. Direct-Reading Dial**



**# 5025S00570  
Sr. Side-Reading Dial**



**General Specifications\***

**Mounting**

Designed for top-mounting only.

**Accuracy**

Accuracy depends upon proper gauge sizing. Direct read dials +/-8%, TwinSite dials +/-12%. Accuracy may be less depending upon tank shape. Accuracy may be less near full and empty. Accuracy may be less if tank is not level. All accuracy estimates are expressed as a percent of full scale.

**CAUTION:** This gauge is not a substitute for an automatic over-fill prevention device, which may be required for filling. This gauge is not be used as an unattended means of determining tank overfilling. This document does not provide instructions for tank filling. Periodic annual operability checks may be required which are necessary to detect gauge malfunctions and/or inaccurate gauge readings. Gauge accuracy depends upon proper gauge sizing and installation. Release of tank contents as well as damage and safety hazard may result if tank is overfilled. Fuel exhaustion may occur if tank contents are less than indicated.

**Temperature**

Standard operating range is -40°F to 158°F, -40°C to 70°C.

**Humidity**

Paint exposed portion of gauge, less dial, for marine applications.

**Shock**

Shorter sizes are suitable for some mobile application.

**Vibration**

Shorter sizes are suitable for some mobile application.

**Tank Pressure**

0 to 25 psig [0 - 1, 7 Bar] maximum.

**Approval**

8660 and 8680 are UL listed for flammable liquids.

**Note:** For gauge installation instructions see MS-516 Non-pressurized Fuel Tanks.

**Materials of Construction\***

**Head**

Die-cast zinc.

**Guide Rod**

Zinc-plated steel, brass or stainless steel optional.

**Centershaft**

Brass. (Stainless steel optional.)

**Tie Plate, Guide & Bearing Pin**

Stainless steel.

**Float**

Nitrile rubber.

**Drive Magnet**

Neo.

**Direct Reading Dial**

Polycarbonate or polyamide ultrasonically sealed.

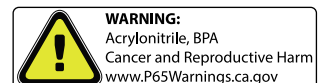
**Side-View Dial**

Aluminum with polycarbonate crystal, hermetically sealed.

**When ordering, specify:**

1. Gauge model number.
2. Tank depth.
3. Riser height, if any.
4. Any special requirements.

**NOTE:** Materials and specifications are subject to change without notice.



02/20/2020