



Magnetel® Rough Rider® Liquid-Level Gauges for LP/NH3 Service

Application

The M6300 series Magnetel® Rough Rider® gauges were designed to withstand the vibration and shock inherent in mobile service. Their service life in both on-highway and off-road transports, carrying liquids ranging from LP-gas to crude oil, is unsurpassed. These gauges allow a continuous reading between 5% and 95% of tank contents.

General Information & Features*

The Magnetel® Rough Rider® gauges are to be installed in the side or end of mobile tanks at the centerline. They are equipped with an exclusive spring controlled shock absorber on the float arm which substantially reduces the stress that quickly destroys conventional gauges. Angle mounting gauges are also available.

The M6339 incorporates a 4" [100 mm] fluorescent R3D® Remote Ready Dial. Dial illumination for 4" fluorescent dials is possible when used with the MR Light Module (sold separately). The M6342 incorporates a standard 8" [200 mm] dial. Other dial options are available for both M6339 and M6342. Refer to the Dial Options chart.

Price list M6300 includes information on materials of construction, available options, and sales and pricing policy.

The Magnetel® Rough Rider® gauges are designed for working pressures ranging from atmospheric to 450 [31 Bar] psig.



LIQUID LEVEL GAUGE
FOR LP-GAS AND
ANHYDROUS AMMONIA
865H AND 866H

WARNING: Level Gauging devices and sensors sold by Rochester Gauges, Inc. are components only.

The purchaser/installer is solely responsible for the application of these components and ensuring all necessary steps have been taken to assure each application and use meets all performance and applicable safety requirements and/or local, national and/or international safety codes as required by the application. Rochester Gauges, Inc. cannot certify that our products used solely or in conjunction with other Rochester Gauges, Inc. or other vendors' products will assure desired performance and safety for any application.

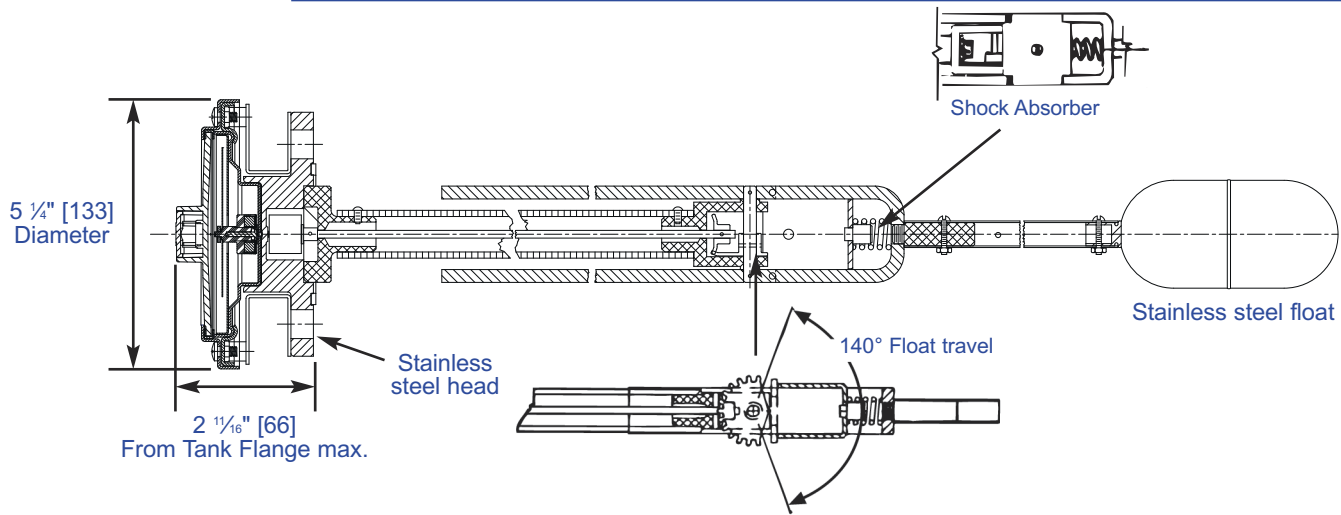
Any person using or applying any products sold by Rochester Gauges, Inc. is responsible for learning the perform-

ance and safety requirements for their individual application and applying them, and therefore assumes all risks, and accepts full and complete responsibility for the suitability of the product for their respective application.

Rochester Gauges, Inc. does not provide system design or consulting services, and cannot advise whether any specific application or use of our products would ensure compliance with all performance and safety requirements for any application.

See reverse side for dimensional data, materials of construction, performance, and advice on how to order.

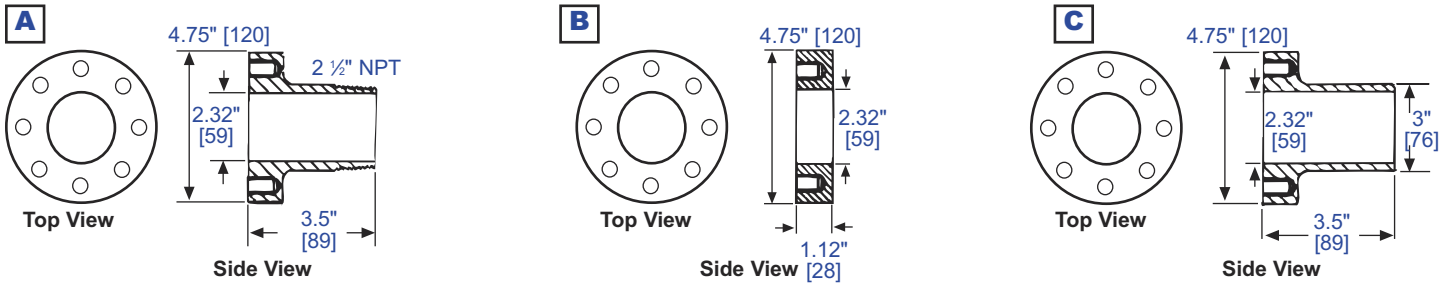
The Measure of Excellence



3.5" [89] Bolt Circle Adapters for Magnetel® Gauges

Rochester Machining Standard MS-508 - See Rochester 22 Series

Part #	Mates With	Type	Material	Thread	Dimensions
0022-00029	6300 Series	2 1/2" NPT	Forged Steel	1/2"-13UNC-2B	Reference dwg. A
0022-00030		Welding			Reference dwg. B
0022-00500		Reference dwg. C			




Dial Options:

Part #	Description
5APKS03045	4" R3D® Fluorescent Dial
5ARXS03045	4" Fluorescent Dial
5ANTS03047	4" R3D® Silver & Black Dial
5137S03047	4" Silver & Black Dial
5ANGS03044	8" R3D® Fluorescent Dial
5ARYS03066	8" Fluorescent Dial
5ARWS03066	8" R3D® Silver & Black Dial
5015S00481	8" Silver & Black Dial
0023S00031	MR Light Module for 4" R3D® Fluorescent Dial



4" R3D® Fluorescent Dial
5APKS03045



4" R3D® Silver & Black Dial
5ANTS03047

When Ordering, Specify:

1. Liquid to be gauged and specific gravity.
2. Inside diameter of tank heads, ellipsoidal, semi-ellipsoidal or hemispherical.
3. Complete model number desired from price list 6300, (example M6342-11).
4. Prefix letters for available options from price list 6300.
5. If a dial other than standard is required, furnish drawing and/or details.
6. Furnish tank drawings whenever ordering gauges for angle-mounting or for installation in vertical tanks.
7. If tank mounting flange is required, order separately from chart above.

Note: For installation instructions see 115-820.

U.S. Patents

9,304,027; 9,068,877

WARNING:
Acrylonitrile, BPA
Cancer and Reproductive Harm
www.P65Warnings.ca.gov

10/30/2019